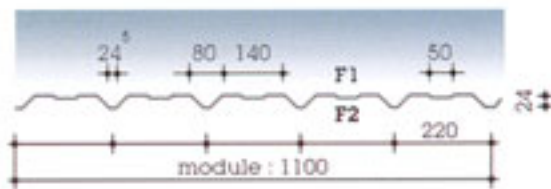


# WALL CLADDING

## profile IB

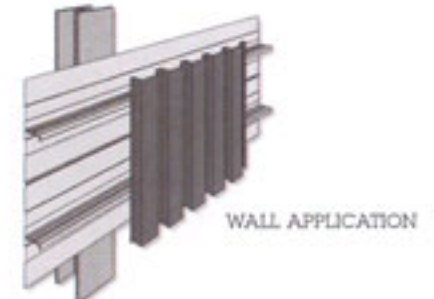
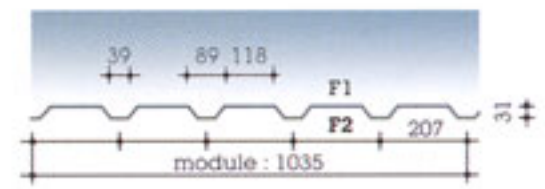
### IB 24.1100/5R

Own weight		
thickness(mm)	0,63	0,75
kg/m <sup>2</sup>	5,49	6,53



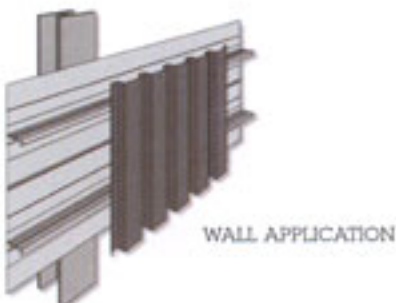
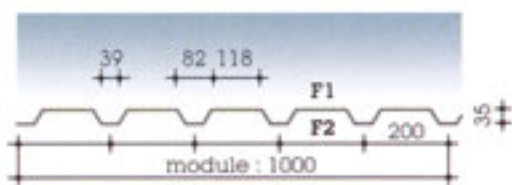
### IB 31.1035/5

Own weight		
thickness(mm)	0,63	0,75
kg/m <sup>2</sup>	5,83	6,94



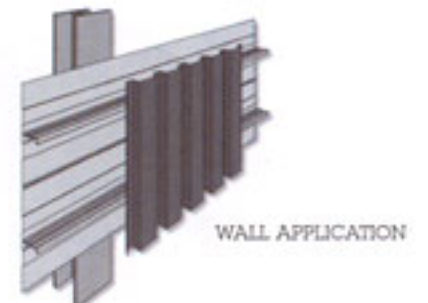
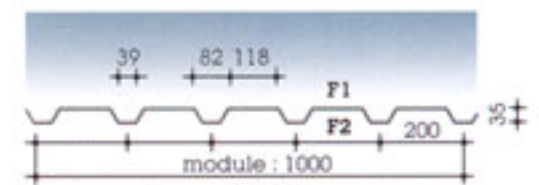
### IB 35.1000/5

Own weight		
thickness(mm)	0,63	0,75
kg/m <sup>2</sup>	6,03	7,18



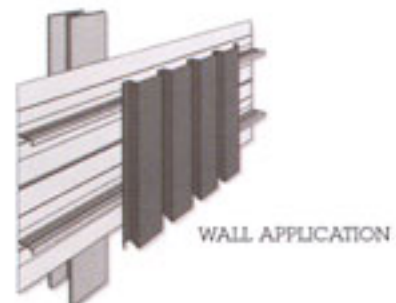
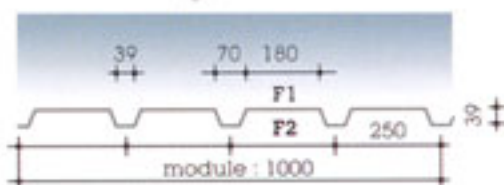
### IB 35.1000/5O

Own weight		
thickness(mm)	0,63	0,75
kg/m <sup>2</sup>	6,03	7,18



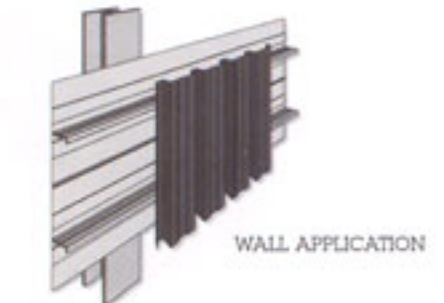
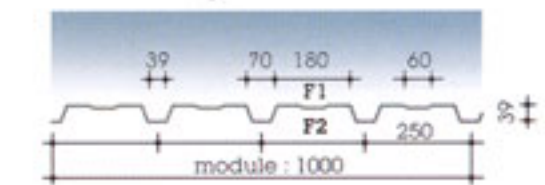
### IB 39.1000/4

Own weight		
thickness(mm)	0,63	0,75
kg/m <sup>2</sup>	6,03	7,18



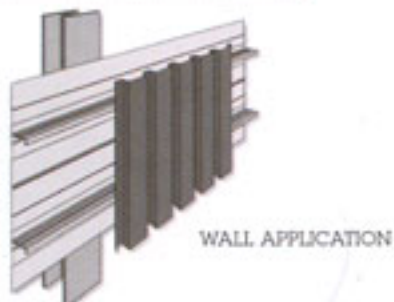
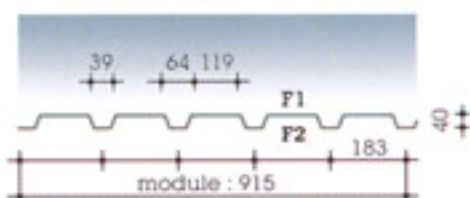
### IB 39.1000/4R

Own weight		
thickness(mm)	0,63	0,75
kg/m <sup>2</sup>	6,03	7,18



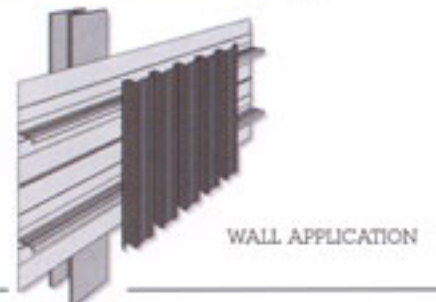
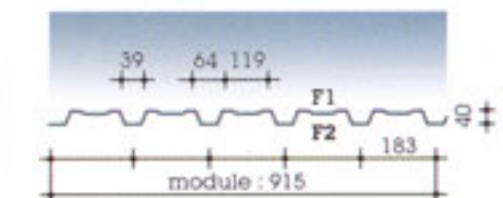
### IB 40.915/5

Own weight		
thickness(mm)	0,63	0,75
kg/m <sup>2</sup>	6,59	7,85



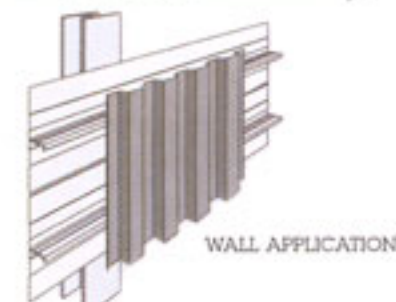
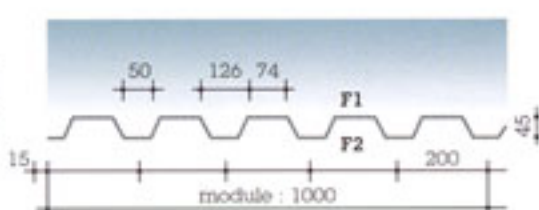
### IB 40.915/5R

Own weight		
thickness(mm)	0,63	0,75
kg/m <sup>2</sup>	6,59	7,85



### IB 45.1000/5

Own weight		
thickness(mm)	0,63	0,75
kg/m <sup>2</sup>	6,17	7,35



### Horizontal application

#### IBH 45.1000/5

Own weight		
thickness(mm)	0,63	0,75
kg/m <sup>2</sup>	6,17	7,35

