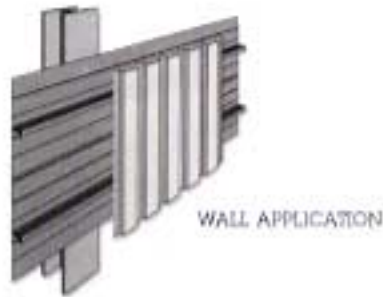



STRUCTURAL LINER

profile IC

IC 70.500/IR

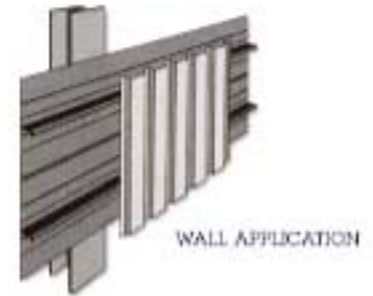
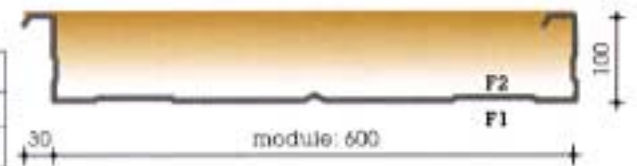
Own weight			
thickness(mm)	0,75	0,88	1,00
kg/m ²	8,36	9,81	11,15



WALL APPLICATION

IC 100.600/IR


Own weight			
thickness(mm)	0,75	0,88	1,00
kg/m ²	8,54	10,02	11,38



WALL APPLICATION

IC 90.500/IR

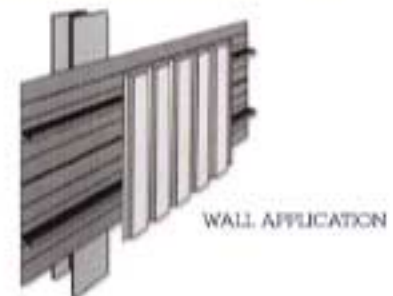
Own weight			
thickness(mm)	0,75	0,88	1,00
kg/m ²	8,83	10,36	11,78



WALL APPLICATION

IC 120.600/IR

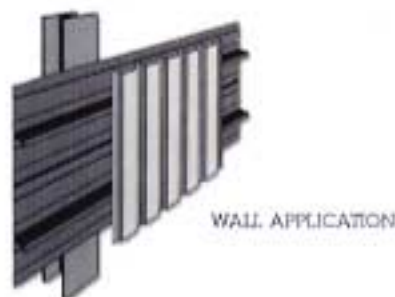
Own weight			
thickness(mm)	0,75	0,88	1,00
kg/m ²	8,83	10,36	11,78



WALL APPLICATION

IC 95.400/IR

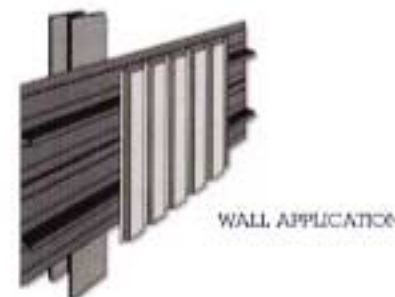
Own weight			
thickness(mm)	0,75	0,88	1,00
kg/m ²	9,71	11,40	12,95



WALL APPLICATION

IC 140.600/IR

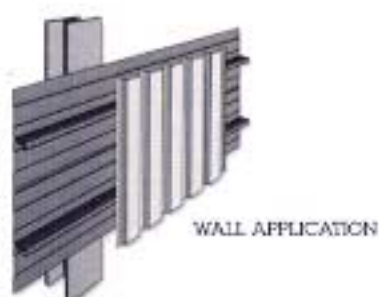

Own weight			
thickness(mm)	0,75	0,88	1,00
kg/m ²	9,71	11,40	12,95



WALL APPLICATION

IC 95.450/IR

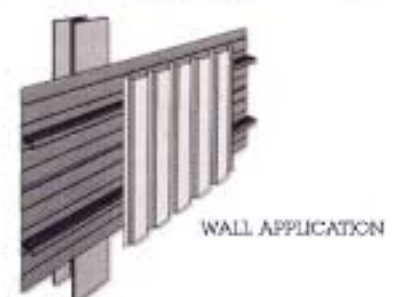
Own weight			
thickness(mm)	0,75	0,88	1,00
kg/m ²	9,29	10,90	12,39



WALL APPLICATION

IC 160.600/IR

Own weight			
thickness(mm)	0,75	0,88	1,00
kg/m ²	9,29	10,90	12,39



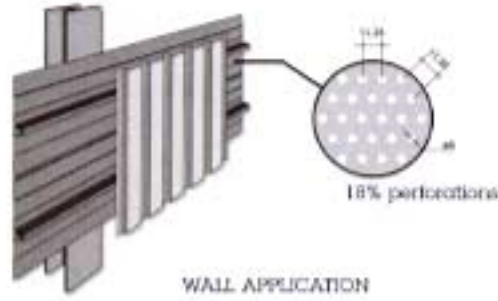

WALL APPLICATION

STRUCTURAL LINER

profile IC Perf.

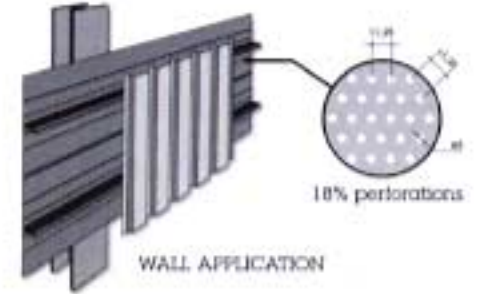

IC 70.500/IR Perf.

Own weight			
thickness(mm)	0,75	0,88	1,00
kg/m ²	8,36	9,81	11,15



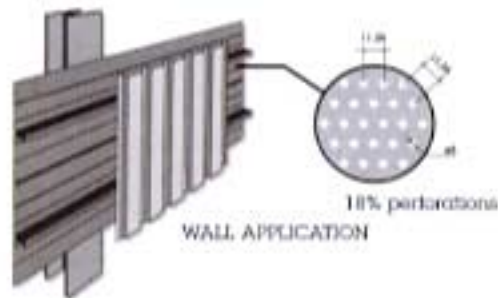
IC 100.600/IR Perf.

Own weight			
thickness(mm)	0,75	0,88	1,00
kg/m ²	8,54	10,02	11,38



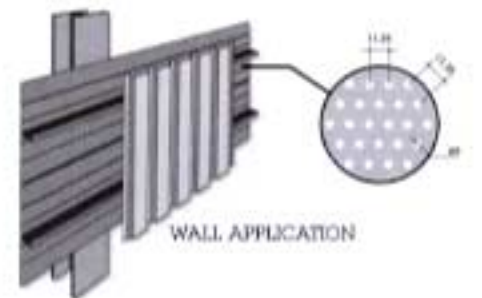
IC 90.500/IR Perf.

Own weight			
thickness(mm)	0,75	0,88	1,00
kg/m ²	8,83	10,36	11,78



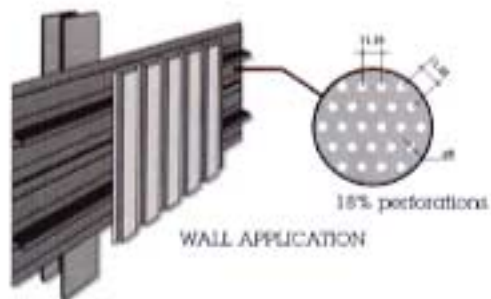

IC 120.600/IR Perf.

Own weight			
thickness(mm)	0,75	0,88	1,00
kg/m ²	8,83	10,36	11,78



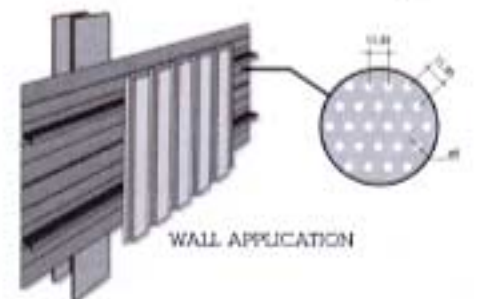

IC 95.400/IR Perf.

Own weight			
thickness(mm)	0,75	0,88	1,00
kg/m ²	9,71	11,40	12,95



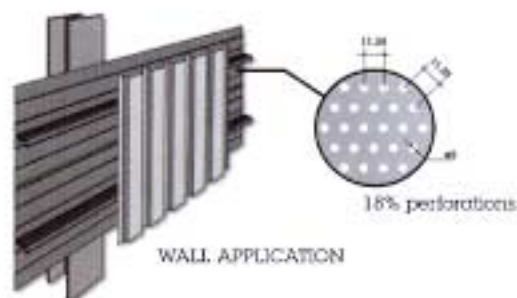
IC 140.600/IR Perf.

Own weight			
thickness(mm)	0,75	0,88	1,00
kg/m ²	9,71	11,40	12,95



IC 95.450/IR Perf.

Own weight			
thickness(mm)	0,75	0,88	1,00
kg/m ²	9,29	10,90	12,39



IC 160.600/IR Perf.

Own weight			
thickness(mm)	0,75	0,88	1,00
kg/m ²	9,29	10,90	12,39

